

SOLDERLESS TERMINALS & CONNECTORS

22-18 AWG Quick Connect Female Terminals

Philmore's Quick connect terminals are constructed of high quality copper that are tin plated. They are available in both non insulated and insulated types.



Non-insulated			Insulated			
Part #	Thick. (in.)	Width (in.)	Part #	Thick. (in.)	Width (in.)	Color
65-4021 ^A	.020	.110	65-4521 ^A	.020	.110	RED
65-4022 ^A	.020	.187	65-4524 ^A	.020	.187	RED
65-4025 ^A	.032	.250	65-4525 ^F	.032	.250	RED

16-14 AWG Quick Connect Female Terminal

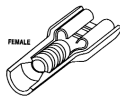
Non-insulated			Insulated			
Part #	Thick. (in.)	Width (in.)	Part #	Thick. (in.)	Width (in.)	Color
65-4041 ^A	.020	.110	65-4541 ^A	.020	.110	BLUE
65-4042 ^A	.020	.187	65-4542 ^A	.020	.187	BLUE
65-4045 ^A	.032	.250	65-4545 ^F	.032	.250	BLUE

12-10AWG Quick Connect Female Terminals

Non-insulated			Insulated			
Part #	Thick. (in.)	Width (in.)	Part #	Thick. (in.)	Width (in.)	Color
65-4065 ^A	.032	.250	65-4565 ^B	.032	.250	YELLOW
65-4068 ^B	.048	.375	65-4568 ^G	.048	.375	YELLOW

Package Qty: A = 15, B = 10, D = 8, F = 12, G = 5 Add "C" to # = 100pk

Fully Insulated Quick Connect Female Terminals



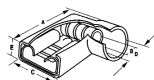
Part #	Wire Size	Thick. (in.)	Width (in.)	Insulation Material	Color
65-4322 ^B	22-18	.020	.187	Vinyl	RED
65-4325 ^G	22-18	.032	.250	Vinyl	RED
65-4327 ^G	22-18	.032	.250	Nylon	RED
65-4342 ^B	16-14	.020	.187	Vinyl	BLUE
65-4345 ^G	16-14	.032	.250	Vinyl	BLUE
65-4347 ^G	16-14	.032	.250	Nylon	BLUE
65-4365 ^D	12-10	.032	.250	Vinyl	YELLOW
65-4367 ^D	12-10	.032	.250	Nylon	YELLOW
65-4368 ^G	12-10	.048	.375	Vinyl	YELLOW

Package Qty: A = 15, B = 10, D = 8, F = 12, G = 5 Add "C" to # = 100pk

Fully Insulated Nylon Female Flag Terminals

65-4725^G .250" RED 22-18 AWG

65-4745^G .250" BLUE 16-14 AWG



Package Qty: A = 15, B = 10, D = 8, F = 12, G = 5 Add "C" to # = 100pk

22-18 AWG Quick Connect Male Terminals

Philmore's Quick Connect terminals are constructed of high quality copper that are tin plated. They are available in both non insulated and insulated types.




Non-insulated			Insulated			
Part #	Thick. (in.)	Width (in.)	Part #	Thick. (in.)	Width (in.)	Color
65-5021 ^A	.020	.110	65-5521 ^F	.020	.110	RED
65-5022 ^A	.020	.187	65-5522 ^F	.020	.187	RED
65-5025 ^A	.032	.250	65-5525 ^F	.032	.250	RED

Package Qty: A = 15, B = 10, D = 8, F = 12, G = 5 Add "C" to # = 100pk

16-14 AWG Quick Connect Male Terminals

Philmore's Quick Connect terminals are constructed of high quality copper that are tin plated. They are available in both non insulated and insulated types.



Non-insulated			Insulated			
Part #	Thick. (in.)	Width (in.)	Part #	Thick. (in.)	Width (in.)	Color
65-5042 ^A	.020	.187	65-5542 ^F	.020	.187	BLUE
65-5045 ^A	.032	.250	65-5545 ^A	.032	.250	BLUE

Package Qty: A = 15, B = 10, D = 8, F = 12, G = 5 Add "C" to # = 100pk

12-10 AWG Quick Connect Male Terminals

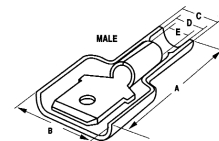
Philmore's Quick Connect terminals are constructed of high quality copper that are tin plated. They are available in both non insulated and insulated types.



Non-insulated			Insulated			
Part #	Thick. (in.)	Width (in.)	Part #	Thick. (in.)	Width (in.)	Color
65-5065 ^A	.032	.250	65-5565 ^F	.032	.250	YELLOW

Package Qty: A = 15, B = 10, D = 8, F = 12, G = 5 Add "C" to # = 100pk

Fully Insulated Quick Connect Male Terminals



Part #	Wire Size	Thick. (in.)	Width (in.)	Insulation Material	Color
65-5725 ^G	22-18	.032	.250	Nylon	RED
65-5745 ^G	16-14	.032	.250	Nylon	BLUE
65-5765 ^G	12-10	.040	.250	Nylon	YELLOW

Package Qty: A = 15, B = 10, D = 8, F = 12, G = 5 Add "C" to # = 100pk